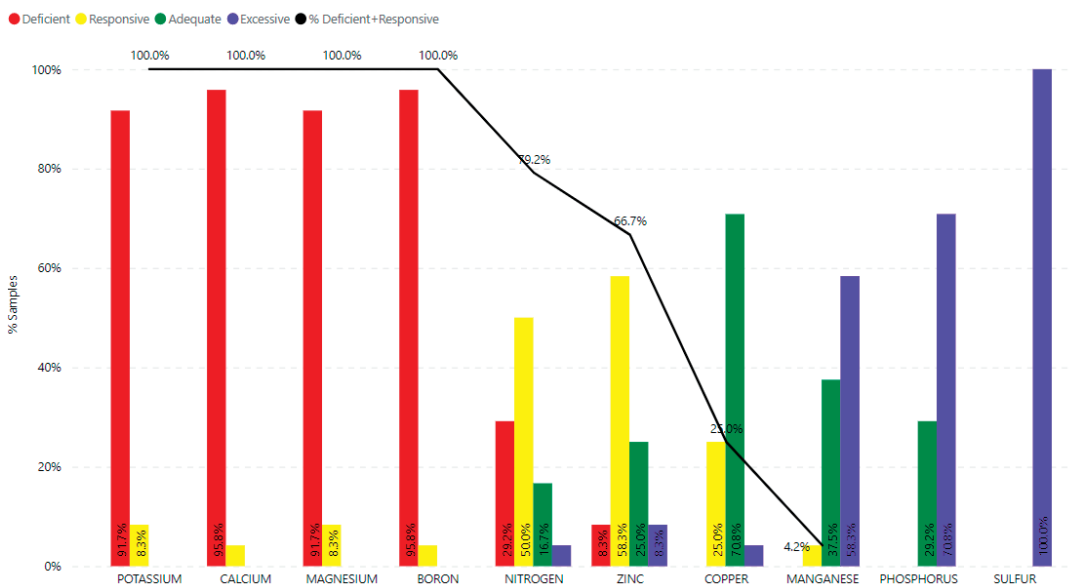


Tennessee Nutrient Trend Report Cotton

This report highlights the average nutrient status of cotton across the state based on tissue samples submitted at the growth stage indicated. Nutrient levels are reported as deficient, responsive or adequate according to our NutriSolutions® sufficiency ranges.* The agronomic recommendations at the end of this report are based on the aggregated data sets from across the state and may not be representative of individual fields. Nutrient status is variable depending on a number of production and environmental factors, so consult with your agronomist for customized recommendations.

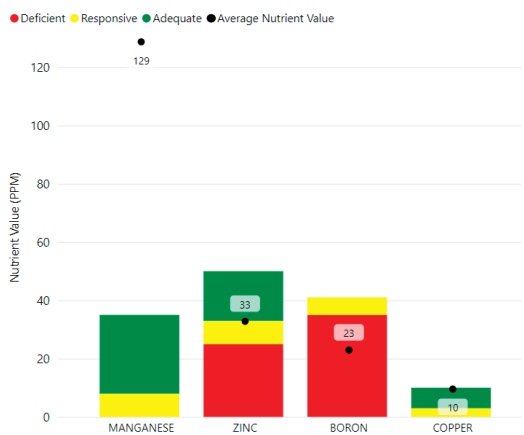
COTTON Growth Stage: CB Number of Samples Statewide: 24

Complete Nutrient Summary

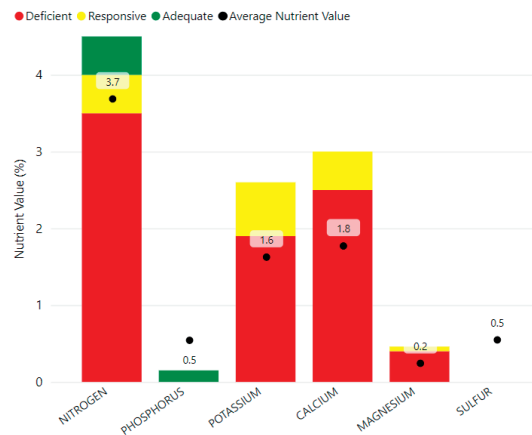


Bar graph indicates the percent of tissue samples that fall into each classification by nutrient. Line graph indicates the percent of tissue samples that are deficient or responsive by nutrient.

Nutrient Averages ppm

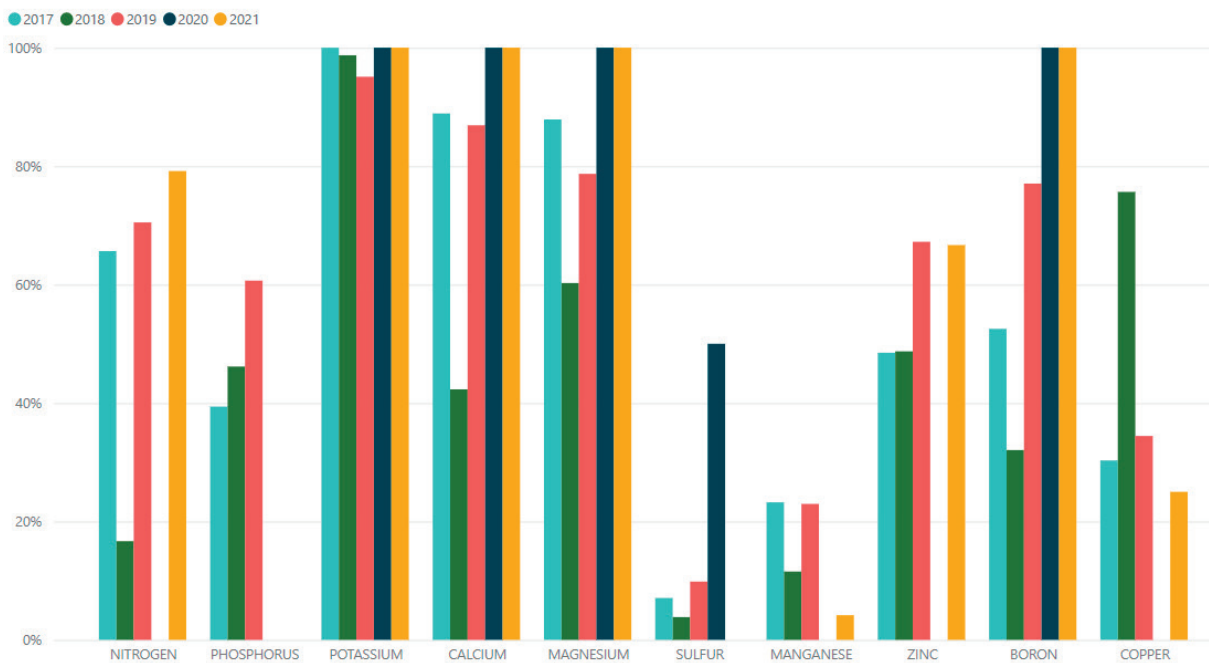


Nutrient Averages (%)



Each bar graph represents the NutriSolutions® sufficiency status by nutrient. The bar graph shows the average nutrient level based on tissue sampling results across the state.

Deficient/Responsive Nutrients (year over year)



This graph compares the percent of tissue sample results that are deficient or responsive year over year.

AGRONOMIC ADVICE

The agronomic advice below is based on cotton tissue samples analyzed from farms across the state of Tennessee and may not be representative of every field. Work with your local agronomic advisor to develop custom recommendations based on tissue testing analysis of individual fields.

Potassium is especially important in reducing disease severity (wilt) and improving water use efficiency.

Calcium is required for strong plant structure and is used for water/nutrient movement in the plant.

Magnesium is a central element of the chlorophyll molecule, so it supports energy production in plants.

Boron influences germination and pollen tube elongation. It participates in sugar transport and metabolism, which support overall plant growth.

*Deficient means that the plant has not taken up enough of a specific nutrient to meet its physiological needs and will need a fertilizer application. A responsive result indicates that a crop is not yet deficient but could benefit from a foliar nutrient application. Nutrients that are in sufficient supply within the plant at the time of testing are reported as adequate.

Important: This report is being provided to you for information purposes only and for your private use in preparing your own agronomic plan. While every effort has been made to ensure the accuracy and reliability of the information, the information is gathered from across the specified state, and no guarantee is given or responsibility taken by WinField United relative to the accuracy or the applicability of the information to your particular circumstances or geography. Excessive nutrient levels — above the level for optimum growth and development — can cause issues with the uptake utilization of other nutrients. Please talk to your local agronomist about the issue. Soil and tissue sampling should be used together to help diagnose plant nutrient deficiencies. Soil sampling can give an indication of what nutrients are available in the soil, while tissue testing reveals the effectiveness of plant nutrient uptake.

©2021 WinField United. **Important: Before use always read and follow label instructions.** Crop performance is dependent on several factors beyond the control of WinField United, including without limitation, soil type, pest pressures, agronomic practices, and weather conditions. Growers are encouraged to consider data from multiple locations, over multiple years, and be mindful of how such agronomic conditions could impact results. NutriSolutions and WinField are trademarks of WinField United. All other trademarks are the property of their respective owners.